





	Seat Height	Arm Height	W	D	H	Fabric	Leather	Weight	Cubes/Qty
<b>fly 4670</b>	16¼"	-	60"	20⅞"	16¼"	-	-	75 lbs.	24.33' / 1
	413 mm	-	1524 mm	530 mm	413 mm	-	-	34.0 kg	.69 cu.
									
List Price									
2009									
Bench. Polished stainless steel legs. Solid maple wood seat. Available in all finishes. When specifying light finishes 836, 837, 840, 850 or 870 the natural characteristics of the wood will be visible. See terms and conditions.									

<b>fly 4671</b>	16¼"	-	72"	20⅞"	16¼"	-	-	110 lbs.	24.33' / 1
	413 mm	-	1829 mm	530 mm	413 mm	-	-	49.9 kg	.69 cu.
									
List Price									
2142									
Bench. Polished stainless steel legs. Solid maple wood seat. Available in all finishes. When specifying light finishes 836, 837, 840, 850 or 870 the natural characteristics of the wood will be visible. See terms and conditions.									

<b>fly 4672</b>	16¼"	-	60"	20⅞"	16¼"	-	-	75 lbs.	24.33' / 1
	413 mm	-	1524 mm	630 mm	413 mm	-	-	34.0 kg	.69 cu.
									
List Price									
2918									
Bench. Polished stainless steel legs. Solid walnut seat. Available in 823, 839, 841. 860, 861, 866, 870 and LV8 finishes. When specifying light finishes 870 and LV8 the natural characteristics of the wood will be visible. See terms and conditions.									

<b>fly 4673</b>	16¼"	-	72"	20⅞"	16¼"	-	-	110 lbs.	24.33' / 1
	413 mm	-	1829 mm	530 mm	413 mm	-	-	49.9 kg	.69 cu.
									
List Price									
3052									
Bench. Polished stainless steel legs. Solid walnut seat. Available in 823, 839, 841. 860, 861, 866, 870 and LV8 finishes. When specifying light finishes 870 and LV8 the natural characteristics of the wood will be visible. See terms and conditions.									